

EU VERSION 01 EN

CHAMPION

PORTABLE SCREW COMPRESSORS

Big on Quality. Champion on Price!



GERMAN
ENGINEERING
DESIGN & MANUFACTURE

CMP-P10-12 - CMP-P271TS-9

www.ChampionAirtech.com

DESIGNED TO LAST

Champion Portable Compressors

Designed for the most demanding conditions.

High-precision construction projects demand that the efficiency and reliability of compressors is of the highest calibre. Champion offers a wide range of portable compressors, with a reputation within the industry for just that – compressors that meet the requirements of numerous mobile compressed air applications.

The C-Series from Champion is constantly evolving and guarantees high energy efficiency, low emissions and many other innovations, which make daily operations and maintenance tasks much easier.

Engineering Excellence

Changing emission legislation is a key driver for development, but Champion's passionate engineering team also strive to achieve the best possible performance at the lowest operational costs. The C-Series of portable compressors fulfills the emission standards in accordance with the directive 97/68/EC. Additionally, the compressors are very compact and lightweight which is a preference for many customers.

The screw compression element is the most important component of the compressor. Therefore Champion keeps the design and manufacture in-house, using the latest CNC rotor grinding machinery, coupled with online laser technology. The resulting reliability and performance ensures that operating costs will remain low throughout the life of the compressor.



GERMAN
ENGINEERING
DESIGN&MANUFACTURE

AirPlus

Tailored compressor solutions to fit your application.

Champion offers numerous options and accessories allowing customers to configure the compressor according to the specific requirements of the application. Besides various components for air treatment, integrated generators, bundled bottom boxes, toolboxes, hose reels and integrated oilers, etc. can all be factory fitted.

Performance Protection for Portable Compressors

When you buy a Champion C-Series portable compressor, peace of mind comes as standard now. The first of a kind Mobile 5 Warranty offers genuine performance protection for up to 5 years. The main compressor elements and controls¹ are covered at zero additional cost.

Having your compressor serviced by authorised personnel in accordance with Champion's maintenance schedules, ensures you enjoy comprehensive protection for up to 5 years (up to a maximum of 10,000 operating hours).

Mobile 5 from Champion – keeping your workforce working.



¹ Terms, conditions & exclusions apply.

Champion Genuine Parts

Enjoy complete peace of mind. Genuine Champion parts and lubricants ensure best performance and reliability is maintained.

- Minimum losses contributing to energy savings
- Long service life, even under harsh conditions
- High reliability



CMP-P10-12 TO CMP-P14 PRODUCT RANGE

At a glance...

- Nominal Pressure**
7 - 12 bar g
- Engine Power**
15.5 kW
- Volume Flow**
1.0 - 1.4 m³/min



CMP-P10-12 to CMP-P14 is a powerful alternative to electrical tools. Small, compact and lightweight, at only 155kg weight with 1.0 to 1.4 m³/min at 7 to 12 bar. Perfect for a wide-range of repair and installation jobs.

Electric Start as Standard

Easy to start and flexible operation.

Honda GX 630V

Air cooled petrol engine.

Technical Data - CMP-P10-12 to CMP-P14

TYPE		CMP-P10-12	CMP-P12-10	CMP-P14
OPERATIONAL DATA				
Volume flow ¹⁾	m³/min	1.0	1.2	1.4
	cfm	35	42	49
Operating pressure	bar	12	10	7
	psi	174	145	101.5
ENGINE		HONDA GX 630		
Installed engine power	kW	15.5	15.5	15.5
RPM-range	rpm	2200 - 2900	2200 - 2900	2200 - 2900
OPERATING WEIGHT ²⁾				
Portable compressor	kg	155	155	155
FILLING CAPACITIES				
Engine oil	l	1.9	1.9	1.9
Fuel tank	l	20	20	20
Compressor oil	l	4.0	4.0	4.0
DIMENSIONS AND CONNECTIONS				
Length	mm	890	890	890
Width	mm	635	635	635
Height	mm	670	670	670
Compressed air outlets	1 x 3/4"			
SOUND LEVEL				
Sound power level	SWL	93	93	93

¹⁾ Acc. to ISO 1217 Ed. 4 2009 Annex D ²⁾ Operating weight without options

PORTABLE COMPRESSORS

CMP-P21 TO CMP-P31
PRODUCT RANGE

At a glance...

- Nominal Pressure**
7 - 12 bar g
- Engine Power**
16.5 - 18.9 kW
- Volume Flow**
2.0 - 3.0 m³/min

The NEW Stage V range of Yanmar Engines delivers the power for all models within the DLT0207 family of Compressors. The mechanically regulated Engines offer optimal performance without the need for a Diesel Particulate Filter (DPF), whilst still capable to meet and exceed the current EU Legislation for off-highway Diesel Engines. Improved combustion chamber and fuel injection design results in a high quality product which is trusted the world over in many Construction applications. The reduced radiant noise from the Engine offers overall lower noise level performance. The inclusion of the Oil Thermostatic valve as standard further improves the reliability and peace of mind in all operational conditions.

Engine Speed Monitoring

The Engine will shut-down if speed is too low offering clutch protection as standard.

Bolted Single Sheets

The steel canopy is galvanised and electrostatically coated, offering excellent protection against damage and corrosion. With bolted single sheets, exchange is both quick and easy.

Fully-banded bottom box

As standard, which retains 100% of all fluids in case of emergency leakage.

Portable-Control 2

- Fully protected digital display**
With tamper proof hour counter
- Indication lamps**
 - Preheat
 - Operation
 - Automatic emergency stop after malfunction
- Start by rotary switch**
To avoid loss of time caused by lost ignition key

Yanmar 3TNV76-UDCP and 3TNV76-MCP Engines

Stage V reliability and quality as standard - both models delivering performance at less than 19kW.

Robust Control Panel protection

Protects the electronic control panel and instrumentation.

Transparent Plastic Fuel Tank

Extremely robust, the plastic fuel tank allows direct visual level indication and contamination checks to be carried out in seconds.

Progressive Volume Flow Regulation

Engine speed and air intake regulation are automatically adapted to compressed air requirement.

Air End with Spin-on Oil Filter Cartridge

For quick and easy maintenance, also improves Air Filter performance capacity and reduced pressure drop.

Internal Main Switch Board

To avoid unauthorised operation.

Central Lifting Eye

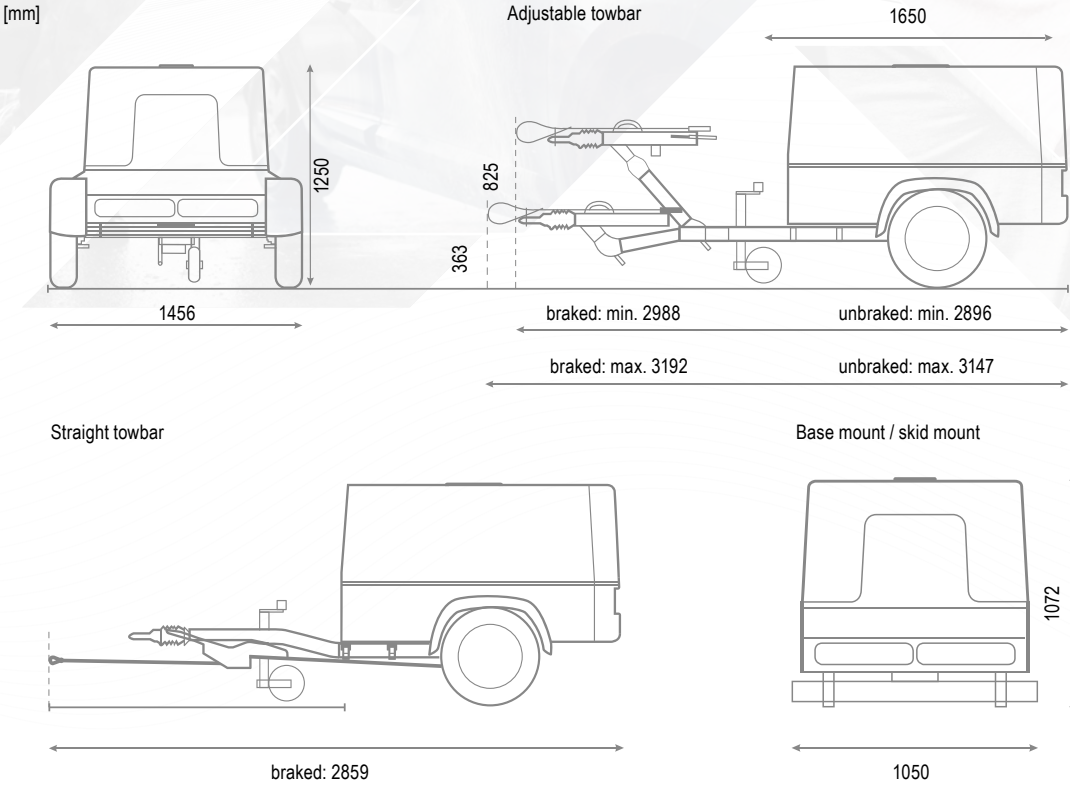
For easy handling by crane.

Operational Reliability

Designed for -10 to +45°C ambient temperature.

Oil Temperature Regulation Valve

Ensures safe operation of compressor at low ambient temperatures or extreme partial load as standard.




Technical Data - CMP-P21 to CMP-P31

TYPE		CMP-P21	CMP-P21-12	CMP-P26	CMP-P26-10	CMP-P31
OPERATIONAL DATA						
Volume flow ¹⁾	m³/min	2.0 ²⁾	2.0 ²⁾	2.5 ²⁾	2.5 ²⁾	3.0 ²⁾
	cfm	70.6	70.6	88	88	105.9
Operating pressure	bar	7	12	7	10	6
	psi	101.5	174	101.5	145	87.0
ENGINE		YANMAR 3TNV76-MCP	Yanmar 3TNV76-UDCP			
Installed engine power	kW	16.5	18.9	18.9	18.9	18.9
RPM-range	rpm	1800 - 2600	1800 - 3000	1800 - 3000	1800 - 3000	1800 - 3000
OPERATING WEIGHT ³⁾						
Portable compressor	adjustable towbar braked	kg	636	636	636	636
	adjustable towbar unbraked	kg	600	600	600	600
	straight towbar braked	kg	609	609	609	609
	straight towbar unbraked	kg	580	580	580	580
Permissible gross weight	kg	750	750	750	750	750
FILLING CAPACITIES						
Engine oil	l	3.5	3.5	3.5	3.5	3.5
Diesel tank	l	32	32	32	32	32
Compressor oil	l	7.7	7.7	7.7	7.7	7.7
DIMENSIONS AND CONNECTIONS						
Length	adjustable towbar braked	mm	2988 - 3192	2988 - 3192	2988 - 3192	2988 - 3192
	straight towbar braked	mm	2859	2859	2859	2859
Width	mm	1456	1456	1456	1456	1456
Height	mm	1250	1250	1250	1250	1250
Compressed air outlets		2 x 3/4"				
SOUND LEVEL						
Sound pressure level ⁴⁾	dB(A) LPA	69	69	69	69	69

¹⁾ Acc. to ISO 1217 Ed. 4 2009 Annex D ²⁾ Optional with 7kVA or 9kVA generator ³⁾ Operating weight without options ⁴⁾ Noise level acc. to PNEUROP PN8NTC2.2 at 7 m

PORTABLE COMPRESSORS

CMP-P36-10 TO CMP-P51
PRODUCT RANGE



At a glance...

 **Nominal Pressure**
7 - 10 bar g

 **Engine Power**
35 kW

 **Volume Flow**
3.5 - 5.0 m³/min

The highly successful Champion range CMP-P36-10 to CMP-P51 is driven by exceptionally quiet-running, water-cooled Yanmar 4-cylinder diesel engines. The compressor is particularly suitable for applications in cities and built-up areas, where stringent restrictions are set on noise emissions. The light construction of under 750 kg (CMP-P39 and CMP-P43 unbraked) makes the compressor suitable for many different applications and is therefore ideal for use by hire companies. These compact and lightweight compressors are available with various chassis and also with the option of integrated generator or aftercooler or both.

Soft Start

Extends the engine lifetime by reducing engine stress during start-up and allowing the engine to reach running temperature with the compressor unloaded.

Bolted Single Sheets

The steel canopy is galvanised and electrostatically coated, offering excellent protection against damage and corrosion. With bolted single sheets, exchange is both quick and easy.

Easy Access Hinged Hood

With two robust gas struts, the hood is light and easy to open, offering excellent accessibility for easy maintenance.

Yanmar 4TNV88C-DCP Engine

Common Rail system with Diesel Particulate Filter (DPF) fitted as standard to meet EU Stage V emission compliance.

Robust Control Panel protection

Protects the electronic control panel and instrumentation.

Improved Fuel consumption

Between 6% and 9% diesel fuel saving over previous models.

Fuel Filter

Fuel contamination is controlled by a high quality filter which includes water separation. In addition to this, every compressor has an electronic fuel pump, alarm and fuel cooler.

Air Filters

Separate air filters for engine and air compressor.

Progressive Volume Flow Regulation

Engine speed and air intake regulation are automatically adapted to compressed air requirement.

Air End with Spin-on Oil Filter Cartridge

For quick and easy maintenance.

Internal Main Switch Board

To avoid unauthorised operation.

Central Lifting Eye

For easy handling by crane.

Transparent Plastic Fuel Tank

Allows direct visual level indication and quick contamination checks.

Operational Reliability

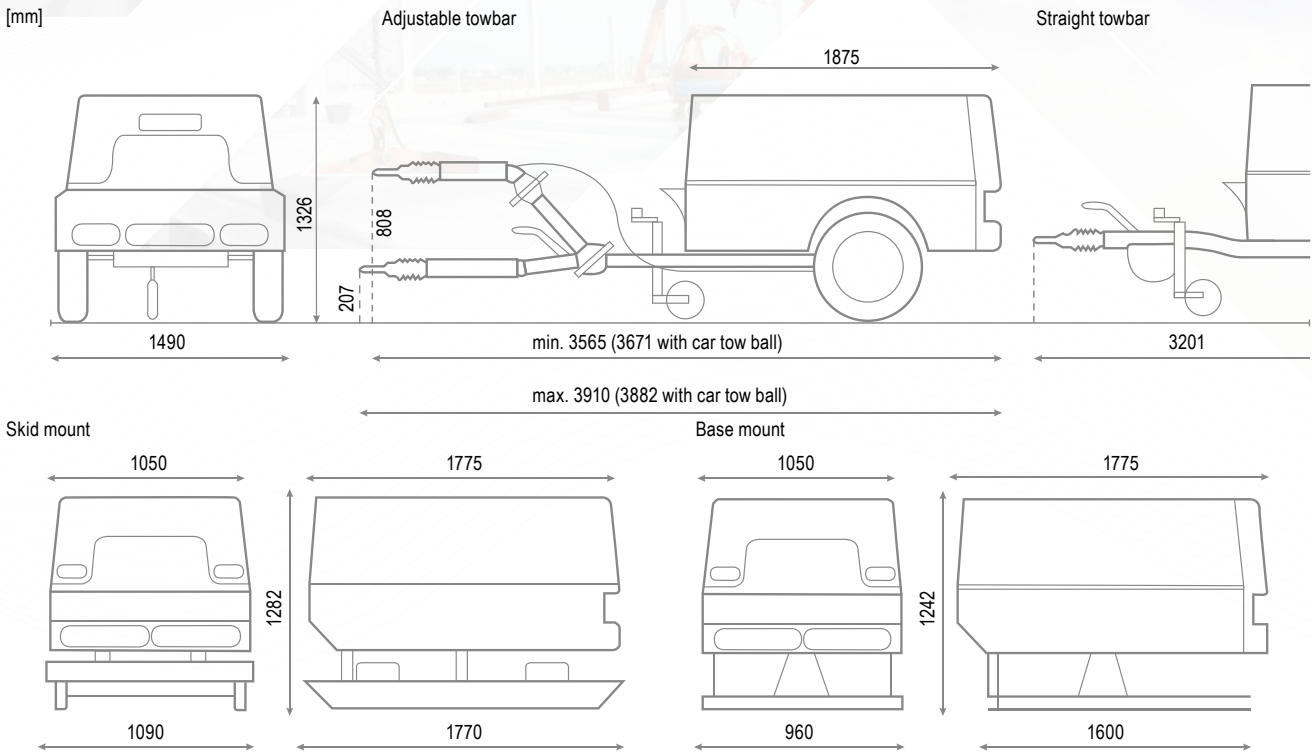
Designed for -10 to +45° C ambient temperature.

Oil Temperature Regulation Valve

Ensures safe operation of compressor at low ambient temperatures or extreme partial load as standard.

Optional Filtration

According to ZTV-ING part 3 section 4.



Technical Data - CMP-P36-10 to CMP-P51

TYPE		CMP-P36-10	CMP-P39	CMP-P43	CMP-P51
OPERATIONAL DATA					
Volume flow ¹⁾	m³/min	3.5	3.8	4.2	5.0
(Optional 9 or 15 kVA Generator)	cfm	123.6	134	148	176.5
Operating pressure	bar	10	7	7	7
	psi	145	101.5	101.5	101.5
ENGINE		Yanmar 4TNV88C-DCP			
Installed engine power	kW	35.0	35.0	35.0	35.0
RPM-range	rpm	1500 - 2800	1500 - 2800	1500 - 2800	1500 - 2800
OPERATING WEIGHT ²⁾					
Portable compressor	adjustable towbar braked	kg	850 / 785	850 / 785	850 / 785
	adjustable towbar unbraked	kg	765 / 730	765 / 730	765 / 730
	straight towbar braked	kg	810 / 760	810 / 760	810 / 760
	straight towbar unbraked	kg	750 / 710	750 / 710	750 / 710
Permissible gross weight	kg	1025 / 750	1025 / 750	1025 / 750	1025 / 750
FILLING CAPACITIES					
Engine oil	l	6.5	6.5	6.5	6.5
Diesel tank	l	60	60	60	60
Compressor oil	l	9	9	9	9
DIMENSIONS AND CONNECTIONS					
Length	adjustable towbar braked	mm	3565 - 3910	3565 - 3910	3565 - 3910
	straight towbar braked	mm	3201	3201	3201
Width	mm	1490	1490	1490	1490
Height (adjustable towbar, braked)	mm	1326	1326	1326	1326
Compressed air outlets		2 x 3/4"			
SOUND LEVEL					
Sound pressure level ³⁾	dB(A) LPA	69	69	69	69

¹⁾ Acc. to ISO 1217 Ed. 4 2009 Annex D ²⁾ Operating weight without options ³⁾ Noise level acc. to PNEUROP PN8NTC2.2 at 7 m

Portable-Control 2

• Fully protected digital display

With tamper proof hour counter

• Indication lamps

- Preheat
- Operation
- Automatic emergency stop after malfunction

• Start by rotary switch

To avoid loss of time caused by lost ignition key

• Automatic protection in case of malfunction:

- Compressor temperature too high
- Engine oil pressure too low
- Engine temperature too high
- Battery voltage too low
- Rotational speed too low
- Cooling water too low
- Fuel level too low

PORTABLE COMPRESSORS

CMP-P56-14 TO CMP-P77
PRODUCT RANGE

At a glance...

 **Nominal Pressure**
7 - 14 bar g

 **Engine Power**
53.7 kW

 **Volume Flow**
5.5 - 7.6 m³/min

This new range of compressors stands out for its low diesel consumption, which is 10% less than the previous range. Equipped with a Diesel Particle Filter, these modern compressors are built to the latest emission standard Stage V. Thanks to a wide pressure range up to 14 bar, this compact compressor range is extremely versatile and meets the requirements of numerous applications. The compressors have enough storage capacity for two hammers, picks or any other pneumatic tools. Separate engine and compressor air filters guarantee a long service life. All of the service points are strategically located for easy access.

Soft Start
Extends the engine lifetime by reducing engine stress during start-up and allowing the engine to reach running temperature with the compressor unloaded.

Bolted Single Sheets
The steel canopy is galvanised and electrostatically coated, offering excellent protection against damage and corrosion. With bolted single sheets, exchange is both quick and easy.

Easy Access Hinged Hood
With two robust gas struts, the hood is light and easy to open, offering excellent accessibility for easy maintenance.

Yanmar 4TNV98CT-NCP
Quiet-running and low vibration 4-cylinder diesel engine with diesel particle filter.

Portable-Control 2+

• **Fully protected digital display**
With tamper proof hour counter

• **Indication lamps**
- Preheat
- Operation
- Automatic emergency stop after malfunction



Robust Control Panel protection
Protects the electronic control panel and instrumentation.

Fuel Filter
Fuel contamination is controlled by a high quality filter which includes water separation. In addition to this every compressor has an electronic fuel pump.

Air Filters
Separate air filters for engine and air compressor.

Progressive Volume Flow Regulation
Engine speed and air intake regulation are automatically adapted to compressed air requirement.

Air End With Spin-On Oil Filter Cartridge
For quick and easy maintenance.

Internal Main Switch Board
To avoid unauthorised operation.

Central Lifting Eye
For easy handling by crane.

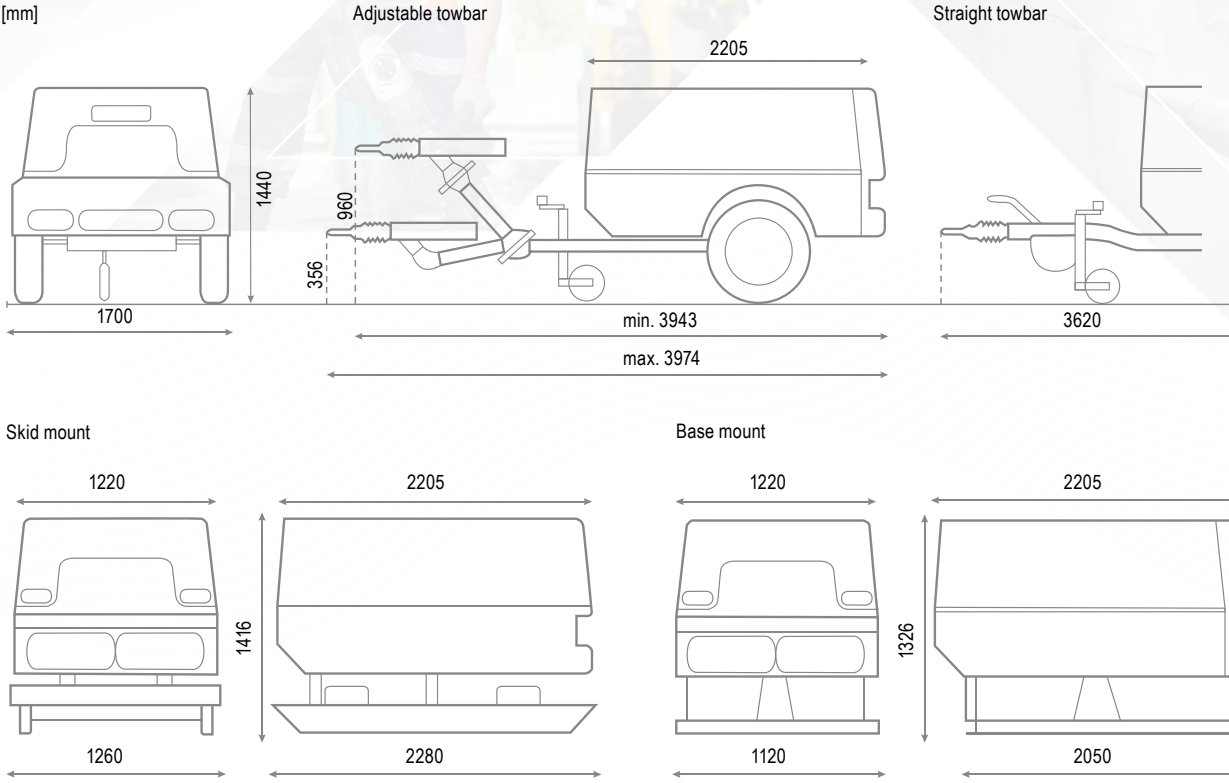
Transparent Plastic Fuel Tank
Allows direct visual level indication and quick contamination checks, includes drain port.

Operational Reliability
Designed for -10 to +45° C ambient temperature.

Oil Temperature Regulation Valve
Ensures safe operation of compressor at low ambient temperatures or extreme partial load as standard.

Optional Filtration
According to ZTV-ING part 3 section 4.

- **Automatic protection in case of malfunction:**
 - Compressor temperature too high
 - Engine oil pressure too low
 - Engine temperature too high
 - Battery voltage too low
 - Rotational speed too low
 - Cooling water too low
 - Fuel level too low



Technical Data - CMP-P56-14 to CMP-P77




TYPE			CMP-P56-14	CMP-P61-12	CMP-P66-10	CMP-P66HS	CMP-P77
OPERATIONAL DATA							
Volume flow ¹⁾		m³/min	5.5	6.0	6.5	6.5	7.6
(Optional 9 or 15 kVA Generator)		cfm	194	211.9	229.5	229.5	268
Operating pressure		bar	14	12	10	7	7
		psi	203	174	145	101.5	101.5
ENGINE			Yanmar 4TNV98CT-NCP				
Installed engine power		kW	53.7	53.7	53.7	53.7	53.7
RPM-range		rpm	1500 - 2500	1500 - 2500	1500 - 2500	1500 - 2500	1500 - 2500
OPERATING WEIGHT ²⁾							
Portable compressor	adjustable towbar braked	kg	1240	1240	1240	1240	1240
	straight towbar braked	kg	1200	1200	1200	1200	1200
Permissible gross weight		kg	1350	1350	1350	1350	1350
FILLING CAPACITIES							
Engine oil		l	8	8	8	8	8
Diesel tank		l	140	140	140	140	140
Compressor oil		l	17.5	17.5	17.5	17.5	17.5
DIMENSIONS AND CONNECTIONS							
Length	adjustable towbar braked	mm	3943 - 3974	3943 - 3974	3943 - 3974	3943 - 3974	3943 - 3974
	straight towbar braked	mm	3620	3620	3620	3620	3620
Width		mm	1700	1700	1700	1700	1700
Height		mm	1440	1440	1440	1440	1440
Compressed air outlets			3 x 3/4", option to add an extra 1 x 1/2" outlet				
SOUND LEVEL							
Sound pressure level ³⁾		dB(A) LPA	69	69	69	69	69

¹⁾ Acc. to ISO 1217 Ed. 4 2009 Annex D ²⁾ Operating weight without options ³⁾ Noise level acc. to PNEUROP PN8NTC2.2 at 7 m

PORTABLE COMPRESSORS

CMP-P86-14 TO
CMP-P141-9
PRODUCT RANGE

At a glance...

-  **Nominal Pressure**
5 - 14 bar g
-  **Engine Power**
90 - 105 kW
-  **Volume Flow**
8.6 - 13.3 m³/min

Designed for the toughest site conditions, whether it's for road building, civil engineering or restoration work, this range of compressors offers outstanding reliability, performance and compressed air quality. With fully accessible doors, maintenance is also made easy. The compressor as standard is equipped with numerous options, offering a substantial cost saving to the customer. Thanks to the inclusion of two batteries, reliable running and performance can be achieved even in cold conditions. The long life cycle of these compressors is further enhanced by additional engine management protection. Energy efficient Deutz TCD4.1 L4 Diesel engines are fitted with electronic fuel injection to meet the European exhaust emission standards.

Soft Start

Extends the engine lifetime by reducing engine stress during start-up and allowing the engine to reach running temperature with the compressor unloaded.

Easy Access Side Wing Doors

Offering excellent accessibility for easy maintenance.

Air Filters

Separate air filters for engine and air compressor.

Reliable, Robust and Diesel-saving
DEUTZ TCD4.1 L4 Series Engine

- Fulfils stage IV and stage V of the EU emission standard.
- Diesel Particle Filter (DPF) as standard.

Portable-Control 3

- **Digital display**
All the necessary operation data at a glance
- **Quick and easy pressure setting**
- **Fault memory with detailed operating data**
- **Automatic protection in case of malfunction:**



Robust Control Panel protection

Protects the electronic control panel and instrumentation.

Flexible Power Management (FPM)

This function, which is available as standard, allows the user to easily scroll through the minimum and maximum pressure settings matching the pressure and output to the task. Therefore this compressor is suitable for various different applications.

Fuel Filter

Fuel contamination is controlled by a high quality filter which includes water separation. In addition to this every compressor has a manual fuel pump as standard.

24 V Electric System

Ensures sufficient power reserves in case of cold starts and a safe run-up ability.

Progressive Volume Flow Regulation

Engine speed and air intake regulation are automatically adapted to compressed air requirement.

Air End With Spin-On Oil Filter Cartridge

For quick and easy maintenance.

Internal Main Switch Board

To avoid unauthorised operation.

Central Lifting Eye

For easy handling by crane.

Plastic Fuel Tank

With direct visual level indication.

Operational Reliability

Designed for -10 to +45° C ambient temperature.

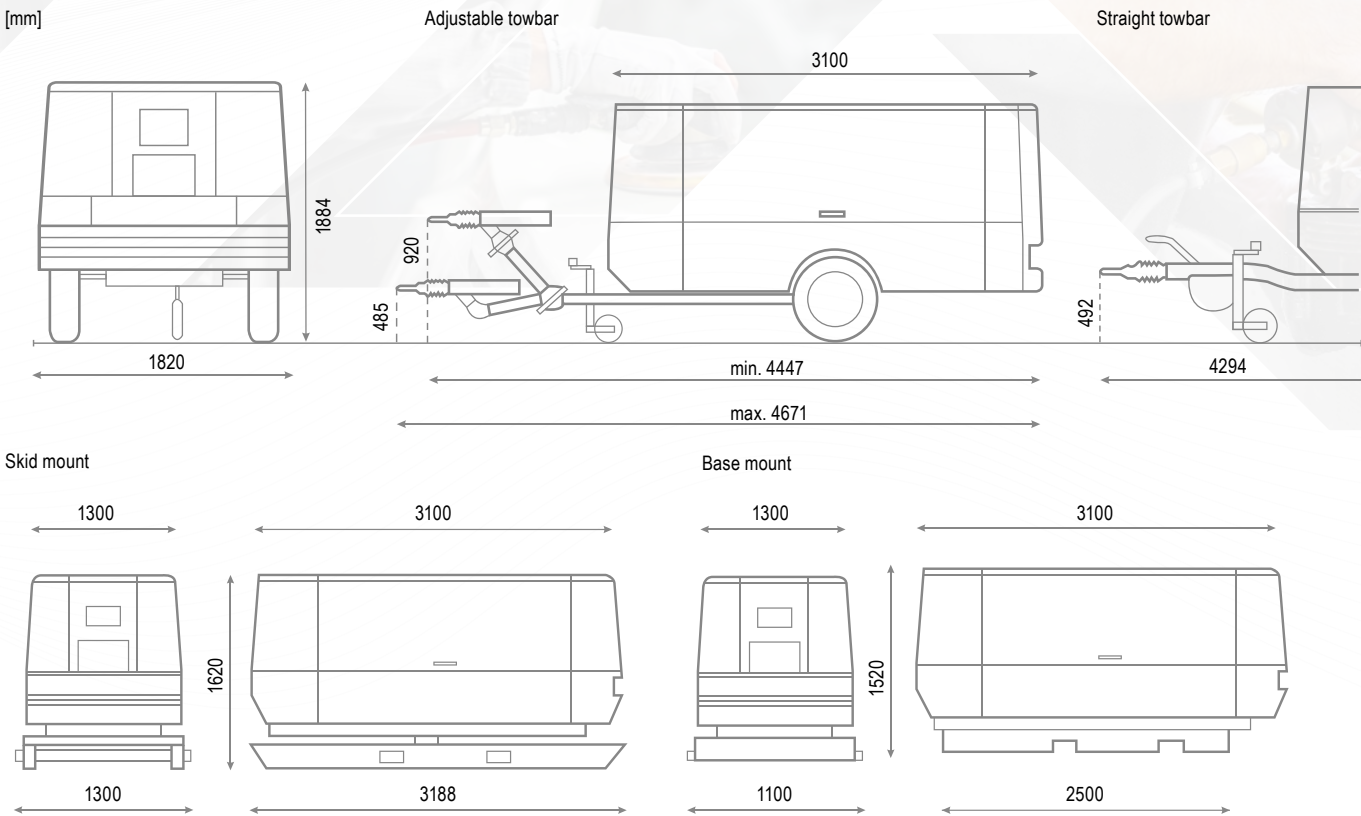
Oil Temperature Regulation Valve

Ensures safe operation of compressor at low ambient temperatures or extreme partial load.

Optional Filtration

According to ZTV-ING part 3 section 4.

- Engine oil pressure too low
- Cooling water temperature too high
- Intercooler temperature too high
- Airend temperature too high
- Engine Cooling water level too low
- Fuel level too low
- Water in fuel pre filter
- Load control (v-belt break, alternator defect)
- Hardware errors



Technical Data - CMP-P86-14 to CMP-P141-9

TYPE		CMP-P86-14	CMP-P96-12	CMP-P101-10	CMP-P111-9	CMP-P106-14	CMP-P116-12	CMP-P131-10	CMP-P141-9
OPERATIONAL DATA									
Volume flow ¹⁾	m³/min	8.6	9.4	10.0	10.8	10.5	11.5	12.5	13.3
	cfm	304	332	353	381	371	406	441	470
Operating pressure	bar	5 - 14	5 - 12	5 - 10	5 - 8.6	5 - 14	5 - 12	5 - 10	5 - 8.6
	psi	73 - 203	73 - 174	73 - 145	73 - 125	73 - 203	73 - 174	73 - 145	73 - 125
ENGINE		Deutz TCD 4.1 L4							
Installed engine power	kW	90	90	90	90	105	105	105	105
RPM-range	rpm	1300 - 1850	1300 - 2000	1300 - 2100	1300 - 2300	1300 - 1750	1300 - 1900	1300 - 2050	1300 - 2200
OPERATING WEIGHT ²⁾									
Portable compressor	adjustable towbar braked	kg	2075	2075	2075	2075	2160	2160	2160
	straight towbar braked	kg	2000	2000	2000	2000	2085	2085	2085
Permissible gross weight	kg	2500	2500	2500	2500	2500	2500	2500	2500
FILLING CAPACITIES									
Engine oil	l	11.5	11.5	11.5	11.5	11.5	11.5	11.5	11.5
Diesel tank	l	175	175	175	175	175	175	175	175
Adblue tank capacity	l	20	20	20	20	20	20	20	20
Compressor oil	l	20	20	20	20	25.5	25.5	25.5	25.5
DIMENSIONS AND CONNECTIONS									
Length	adjustable towbar braked	mm	4447 - 4671	4447 - 4671	4447 - 4671	4447 - 4671	4447 - 4659	4447 - 4659	4447 - 4659
	straight towbar braked	mm	4294	4294	4294	4294	4294	4294	4294
Width	mm	1820	1820	1820	1820	1820	1820	1820	1820
Height	mm	1884	1884	1884	1884	1884	1884	1884	1884
Compressed air outlets		2 x ¾" and 1 x 2"							
SOUND LEVEL									
Sound pressure level ³⁾	dB(A) LPA	70	70	70	70	70	70	70	70

¹⁾ Acc. to ISO 1217 Ed. 4 2009 Annex D ²⁾ Operating weight without options ³⁾ Noise level acc. to PNEUROP PN8NTC2.2 at 7 m

PORTABLE COMPRESSORS

CMP-P201TS-24 TO
CMP-P271TS-9
PRODUCT RANGE

At a glance...

- Nominal Pressure**
9 - 24 bar g
- Engine Power**
180 - 224 kW
- Volume Flow**
20 - 27 m³/min

The TurboScrew compressors with their unique patented bi-turbo technology provide class-leading diesel efficiency, the lowest weight of 3,500kg and super-clean performance in accordance with directive 97/68/EC Stage V. The new range has been equipped with an award winning SCRT® – Selective Catalytic Reduction Technology system which is capable of removing almost all nitrogen oxide emissions from diesel exhaust gases.

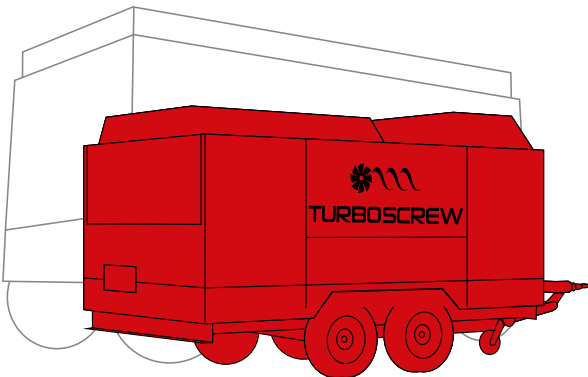


TurboScrew Technology

Champion's TurboScrew compression system is an innovative approach to energy conservation. It uses a Cummins turbo assisted engine powering a Champion screw compressor unit with the addition of an engine exhaust gas drive turbine, pre-compressing the suction inlet air before it enters the compression chamber.

Small footprint & one of the lightest in class

The lightweight TurboScrew compressors can be towed by a vehicle with a maximum towing weight of 3,500kg and is great for getting to hard-to-access sites.



Soft Start

Extends the engine lifetime by reducing engine stress during start-up and allowing the engine to reach running temperature with the compressor unloaded.

Easy Access Side Wing Doors

Offering excellent accessibility for easy maintenance.

SCRT® System

Simultaneous reduction of soot particles and nitrogen oxides.

Cummins QSB 6.7

Robust 6-cylinder turbo-charged diesel engine with an additionally integrated second turbo-charger for the pre-compression of the inlet air of the compressor.

24 V Electric System

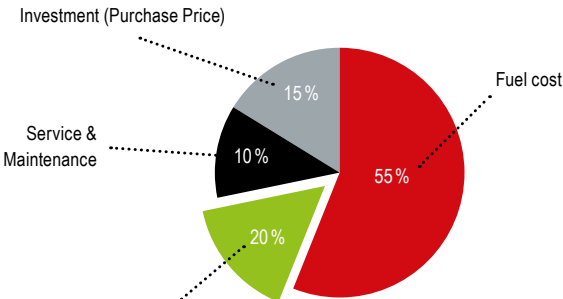
Ensures sufficient power reserves in case of cold starts and a safe run-up ability.

Bolted Single Sheets

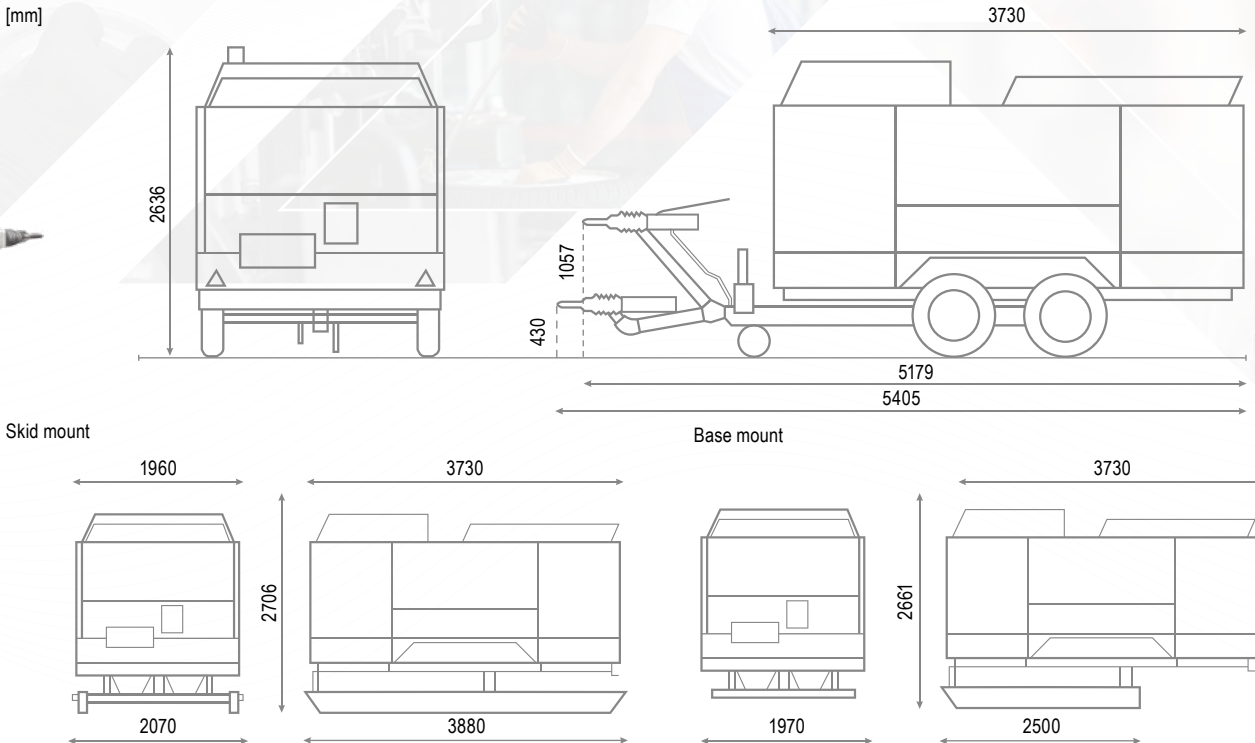
The steel canopy is galvanised and electrostatically coated, offering excellent protection against damage and corrosion. With bolted single sheets, exchange is both quick and easy.

Potential fuel savings

Based on average site running conditions, over lifetime of 10,000 hours, fuel savings of up to 30 % can be achieved when compared with equivalent conventional compressors of this output range. This represents up to 20 % of total lifetime costs.



TurboScrew fuel savings = 20 % of lifetime cost



Technical Data - CMP-P201TS-24 to CMP-P271TS-9

TYPE		CMP- P200TS-14	CMP- P211TS-12	CMP- P221TS-10	CMP- P231TS-9	CMP- P241TS-14	CMP- P251TS-12	CMP- P261TS-10	CMP- P271TS-9	CMP- P201TS-24	CMP- P211TS-21	CMP- P231TS-17
OPERATIONAL DATA												
Volume flow ¹⁾	m³/min	20	21	22	23	24	25	26	27	20	21	23
	cfm	706	741.6	776.9	812	847.5	882.8	918	953	706	741.6	812
Operating pressure	bar	6 - 14	6 - 12	6 - 10	6 - 8.6	6 - 14	6 - 12	6 - 10	6 - 8.6	14 - 24	14 - 21	14 - 17
	psi	203	174	145	130.5	203	174	145	130.5	348	304.5	246.5
ENGINE		Cummins QSB 6.7								Cummins QSB 6.7		
Installed engine power	kW	180	180	180	180	224	224	224	224	224	224	224
Engine off load speed	rpm	1200	1200	1200	1200	1200	1200	1200	1200	1200	1200	1200
Engine full load speed	rpm	2400	2400	2400	2400	2400	2400	2400	2400	2400	2400	2400
OPERATING WEIGHT ²⁾												
Portable compressor adjustable towbar braked	kg	3300	3300	3300	3300	3340	3340	3340	3340	3340	3340	3340
Permissible gross weight	kg	3500	3500	3500	3500	3500	3500	3500	3500	3500	3500	3500
FILLING CAPACITIES												
Engine oil	l	17	17	17	17	17	17	17	17	17	17	17
Diesel tank	l	350	350	350	350	350	350	350	350	350	350	350
Adblue tank capacity	l	38	38	38	38	38	38	38	38	38	38	38
Compressor oil	l	65	65	65	65	70	70	70	70	55	55	55
DIMENSIONS AND CONNECTIONS												
Length	mm	5179-5405	5179-5405	5179-5405	5179-5405	5179-5405	5179-5405	5179-5405	5179-5405	5179-5405	5179-5405	5179-5405
Width	mm	1960	1960	1960	1960	1960	1960	1960	1960	1960	1960	1960
Height	mm	2636	2636	2636	2636	2636	2636	2636	2636	2636	2636	2636
Compressed air outlets		3 x 3/4" and 1 x 2"								1 x 2"		
SOUND LEVEL												
Sound pressure level ³⁾	dB(A) LPA	71	71	71	71	71	71	71	71	71	71	71

¹⁾ Acc. to ISO 1217 Ed. 4 2009 Annex D ²⁾ Operating weight without options ³⁾ Noise level acc. to PNEUROP PN8NTC2.2 at 7 m

PORTABLE COMPRESSORS

AIRPLUS
MANY OPTIONS
FOR MANY APPLICATIONS

Compressed Air Tools

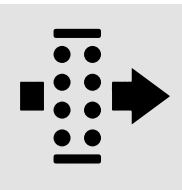
To complement our portable compressors, we offer a range of modern compressed air tools, which include various hammers, breakers, rockdrills and moles. For further information please request our Compressed Air Tools brochure.



Built-in aftercooler
With automatic water separation. Reduces water content in the compressed air. An additional heat exchanger uses compressor oil to heat the compressed air which protects the tools from freezing.



Integrated Oiler
For optimised lubrication of the pneumatic tools.



Built-in microfilter combination
(in addition to above mentioned aftercooler)
Air treatment with microfilters according to ISO 8573.1 standards including ZTV-ING 90 with residual oil content of <0.01 ppm.



Hose reel
With 20m light self-supporting hose; protects the air hose and enables fast set up of tools at site.

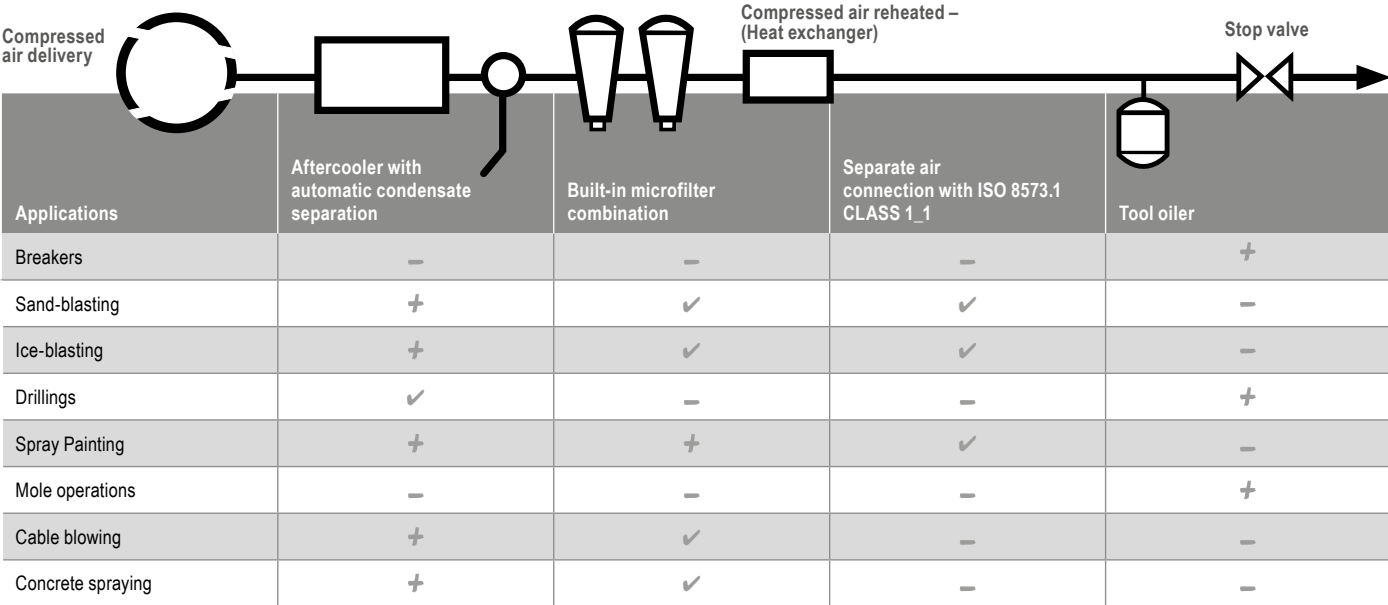


Oil temperature regulation valve
Ensures safe operation of compressor at low ambient temperatures. Prevents compressed air tools from freezing. Standard from CMP-P36-10.



Special paint colour and labelling to customer specification
Provides distinctive site identity and assists in traceability in the event of loss or theft.

Schematic display of all available air treatment options



AirPlus - Many Options for many Applications

+ Optional ✓ Standard – Not available

TYPE	COMPRESSED AIR QUALITY			COMPRESSOR EQUIPMENT							INTEGRATED GENERATOR			ENGINE ACCESSORIES		
	AFTERCOOLER	FILTRATION	OILER	TOOL-BOX	HOSE REEL	BUNDED BOTTOM BOX	OIL THERMOSTATIC VALVE	REMOTE START / STOP	DIESEL PARTICLE FILTER FACTORY FITTED	DIESEL PARTICLE FILTER RETROFIT KIT	7 KVA AT 110V 50HZ	9 KVA /16 A MAX. AT 230/ 400V 50HZ	15 KVA /20 A MAX. AT 230/ 400V 50HZ	DIESEL FILTER WITH WATER SEPARATOR	SPARK ARRESTOR	CHALWYN VALVE
DLT 0101																
CMP-P10-12	+	–	+	–	–	–	–	–	–	–	–	–	–	–	–	–
CMP-P12-10	+	–	+	–	–	–	–	–	–	–	–	–	–	–	–	–
CMP-P14	+	–	+	–	–	–	–	–	–	–	–	–	–	–	–	–
DLT 0207																
CMP-P21	+	–	+	+	+	✓	✓	–	+	+	+	+	–	✓	+	+
CMP-P21-12	+	–	+	+	+	✓	✓	–	+	+	+	+	–	✓	+	+
CMP-P26	+	–	+	+	+	✓	✓	–	+	+	+	+	–	✓	+	+
CMP-P26-10	+	–	+	+	+	✓	✓	–	+	+	+	+	–	✓	+	+
CMP-P31	+	–	+	+	+	✓	✓	–	+	+	+	+	–	✓	+	+
DLT 0409																
CMP-P36-10	+	+	+	+	+	+	✓	–	✓	–	+	+	+	✓	+	+
CMP-P39	+	+	+	+	+	+	✓	–	✓	–	+	+	+	✓	+	+
CMP-P43	+	+	+	+	+	+	✓	–	✓	–	+	+	+	✓	+	+
CMP-P51	+	+	+	+	+	+	✓	–	✓	–	+	+	+	✓	+	+
DLT 0705																
CMP-P56-14	+	+	+	✓	+	+	✓	+	✓	–	+	+	+	✓	+	+
CMP-P61-12	+	+	+	✓	+	+	✓	+	✓	–	+	+	+	✓	+	+
CMP-P66-10	+	+	+	✓	+	+	✓	+	✓	–	+	+	+	✓	+	+
CMP-P77	+	+	+	✓	+	+	✓	+	✓	–	+	+	+	✓	+	+
DLT 1304																
CMP-P86-14	+	+	+	–	–	–	✓	+	✓	–	+	+	+	✓	–	+
CMP-P96-12	+	+	+	–	–	–	✓	+	✓	–	+	+	+	✓	–	+
CMP-P101-10	+	+	+	–	–	–	✓	+	✓	–	+	+	+	✓	–	+
CMP-P111-9	+	+	+	–	–	–	✓	+	✓	–	+	+	+	✓	–	+
CMP-P106-14	+	+	+	–	–	–	✓	+	✓	–	+	+	+	✓	–	+
CMP-P116-12	+	+	+	–	–	–	✓	+	✓	–	+	+	+	✓	–	+
CMP-P131-10	+	+	+	–	–	–	✓	+	✓	–	+	+	+	✓	–	+
CMP-P141-9	+	+	+	–	–	–	✓	+	✓	–	+	+	+	✓	–	+
DLT 2703																
CMP-P201TS-14	+	+	–	–	–	–	✓	+	✓	–	–	–	–	✓	+	+
CMP-P211TS-12	+	+	–	–	–	–	✓	+	✓	–	–	–	–	✓	+	+
CMP-P221TS-10	+	+	–	–	–	–	✓	+	✓	–	–	–	–	✓	+	+
CMP-P231TS-9	+	+	–	–	–	–	✓	+	✓	–	–	–	–	✓	+	+
CMP-P241TS-14	+	+	–	–	–	–	✓	+	✓	–	–	–	–	✓	+	+
CMP-P251TS-12	+	+	–	–	–	–	✓	+	✓	–	–	–	–	✓	+	+
CMP-P261TS-10	+	+	–	–	–	–	✓	+	✓	–	–	–	–	✓	+	+
CMP-P271TS-9	+	+	–	–	–	–	✓	+	✓	–	–	–	–	✓	+	+
CMP-P201TS-24	–	–	–	–	–	–	✓	+	✓	–	–	–	–	✓	+	+
CMP-P211TS-21	–	–	–	–	–	–	✓	+	✓	–	–	–	–	✓	+	+
CMP-P231TS-17	–	–	–	–	–	–	✓	+	✓	–	–	–	–	✓	+	+

Integrated Generator

- Electronically controlled synchronous generator
- Protection IP 54

Cold Start Kit

- Available for selected models



COMPRESSED AIR SOLUTIONS

CHAMPION

YOUR COMPRESSED AIR PARTNER



Champion's piston compressor range is designed to cover all the possible professional uses of compressed air. Our piston compressors come in various forms and sizes, providing a truly complete range of choices.



Champion stationary rotary screw compressors, both fixed and variable speed drive, are the answer to the needs of small and medium-sized companies.



A modern production system and process demands increased levels of air quality. Our complete Air Treatment Range ensures product quality and efficient operation.



Champion also design and manufacture an enviable range of Rotary Scroll, Rotary Vane and Portable Rotary Screw compressors. All designed to provide efficiency and reliability in the most demanding applications and conditions, these compressors set new standards.

sales@championairtech.com
www.championairtech.com

For additional information please contact
your local representative.
Specifications subject to change without notice.